



Agenda

Bonner County Commissioners

Bonner County Board of Commissioners

Meeting with Planning Department & Prosecutor's Office

April 11, 2023, 2:30 p.m.

County Administration Building
Third Floor, Board Meeting Room

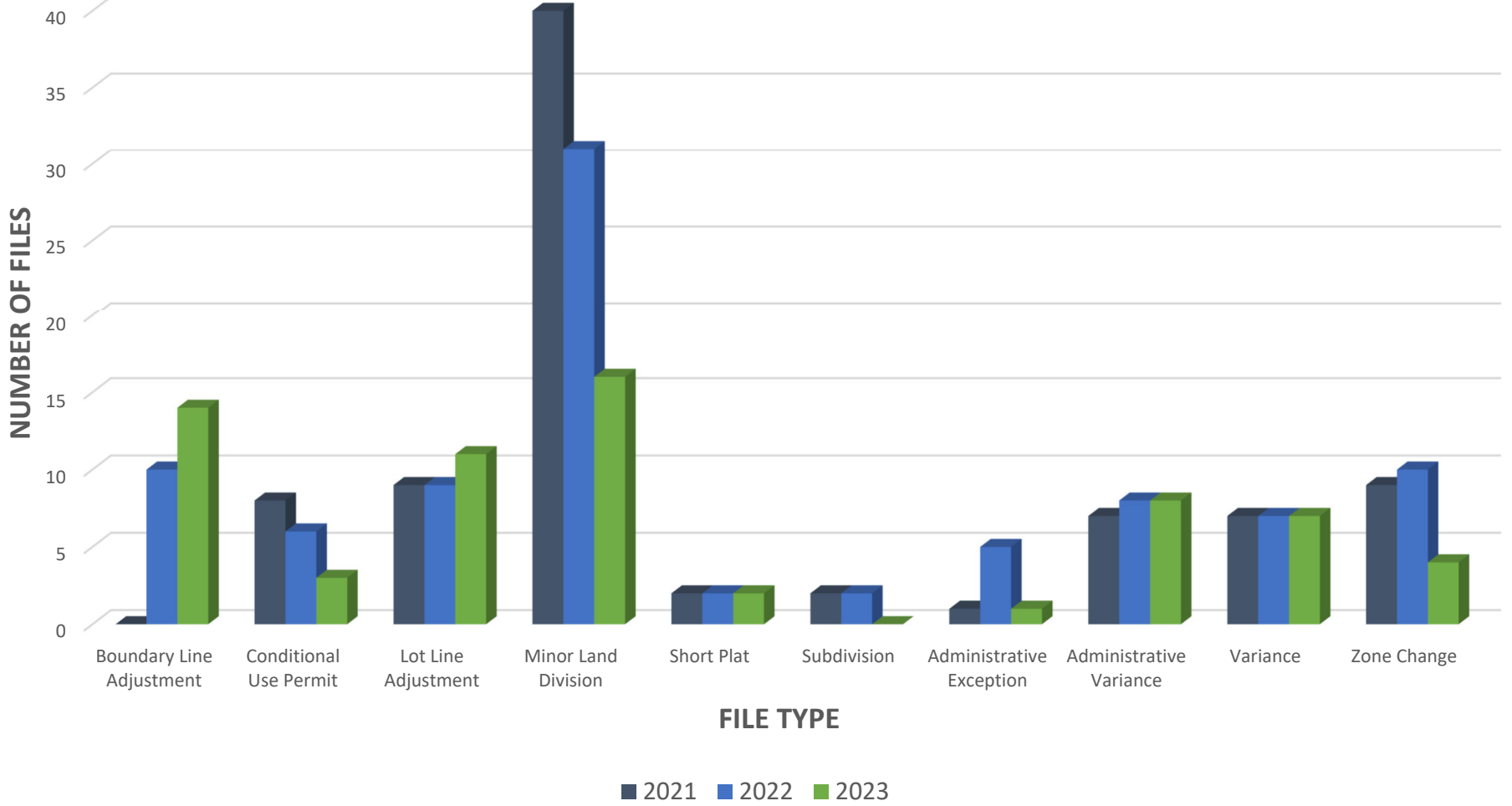
Open Session:

1. Update on Planning Department Activities
 - a. Department updates
 1. Zoning Stats, Staffing, etc.
 2. Operations – EnerGov
 3. Revenue and Expenses YTD
 - b. Discussion with Panhandle Health District
 - c. Code/Ordinance updates
 1. Title 12
 - d. Comprehensive Plan
 1. Update on Planning Commission progress and timeline
 - e. Enforcement
 1. Compliance Update

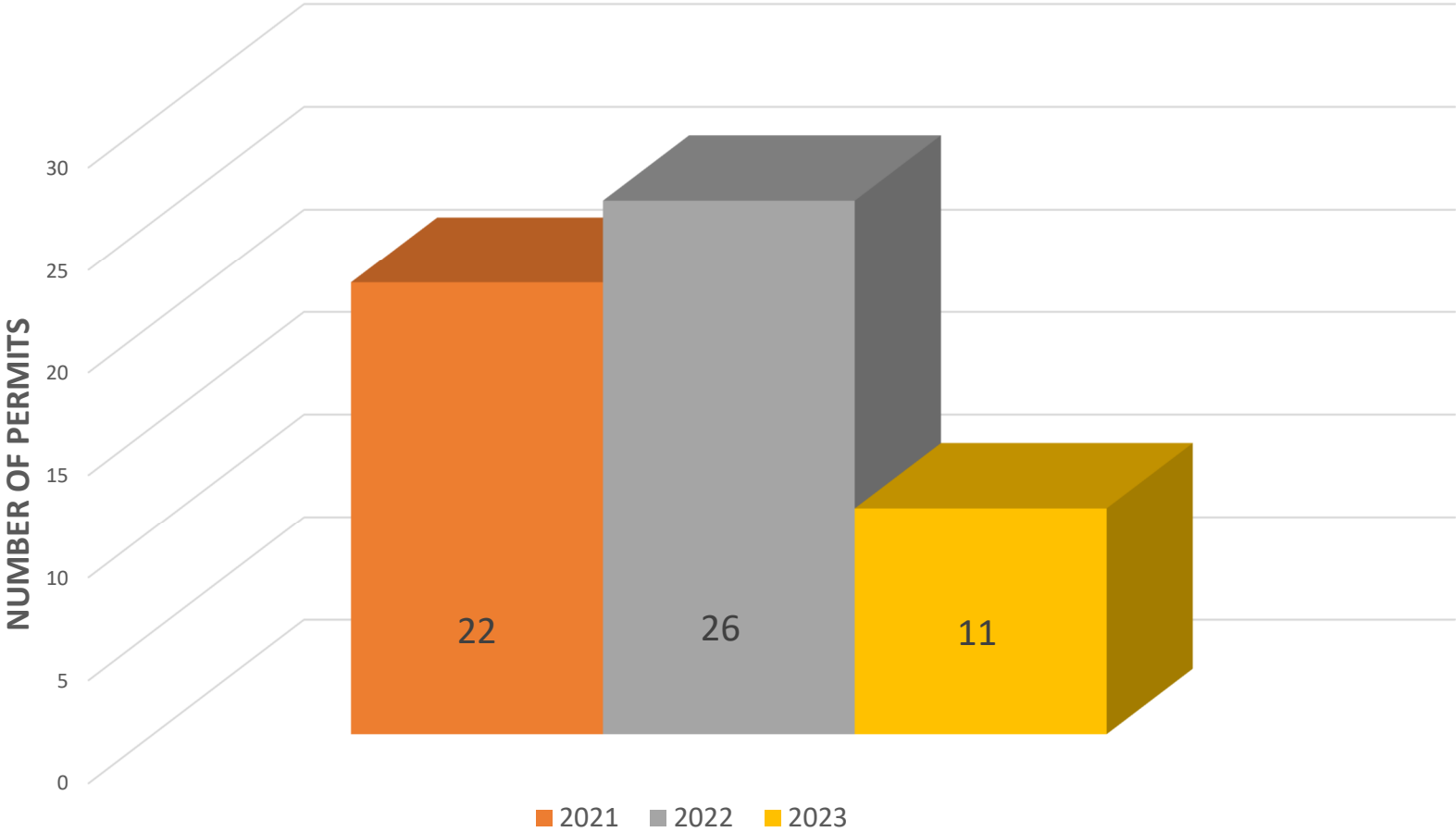
Executive Session:

1. Pending Litigation
Action Item: Discussion/Decision Placing/Lifting of Notice to Title

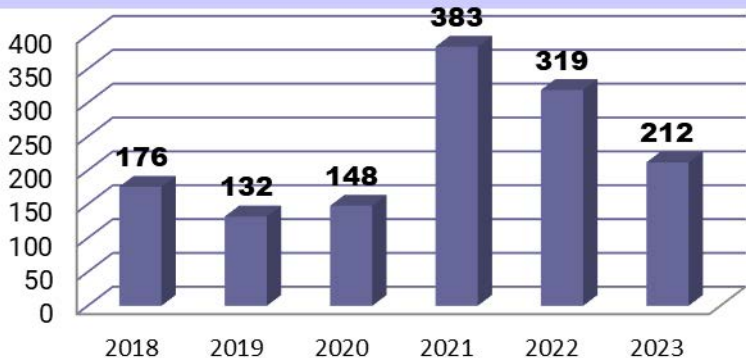
MARCH - YTD



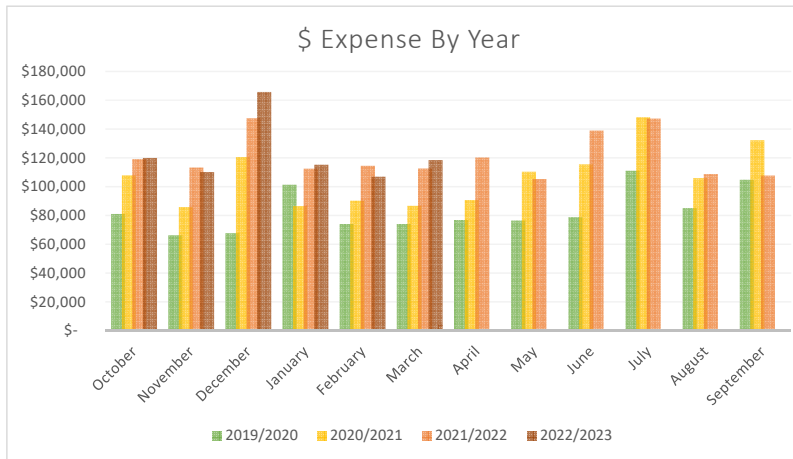
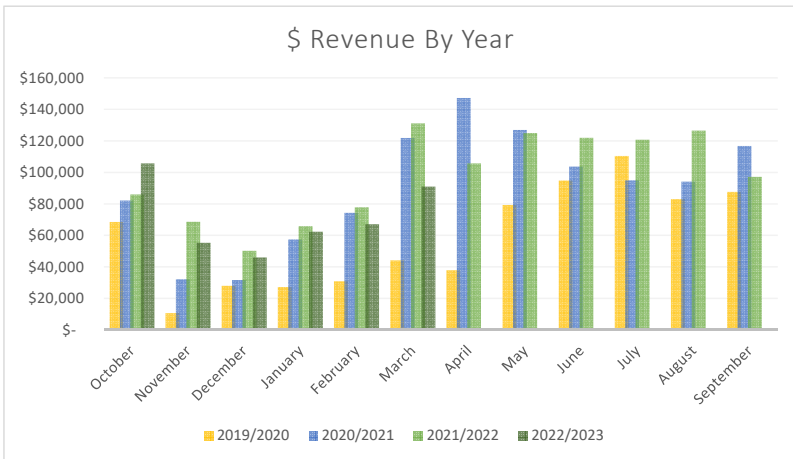
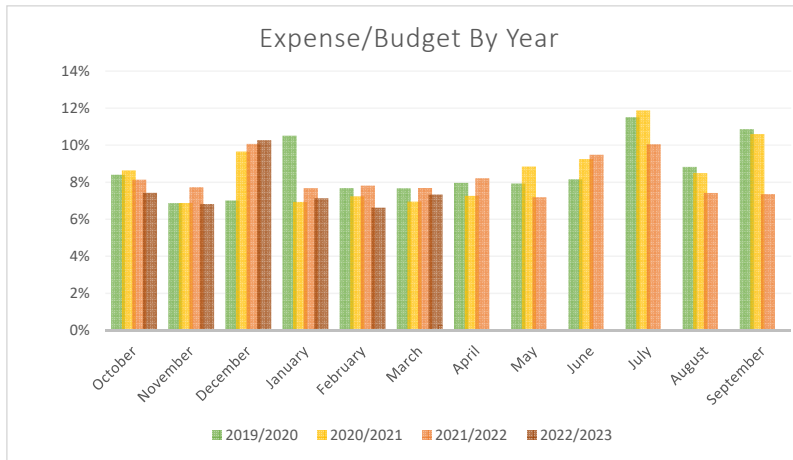
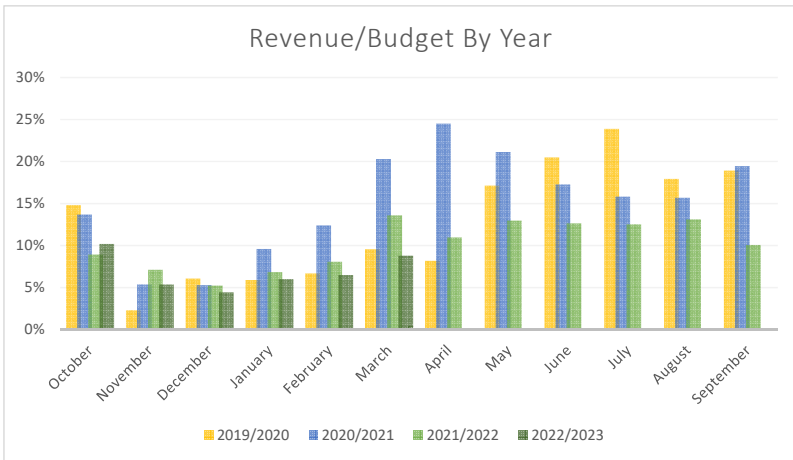
Vacation Rental Permits - YTD



Building Location Permit



		1	2	3	4	5	6	7	8	9	10	11	12	Total	Budget	Budget	Actual
		October	November	December	January	February	March	April	May	June	July	August	September			Re/Ex	Re/Ex
2022/2023	Revenue	\$ 105,692	\$ 55,423	\$ 46,004	\$ 62,304	\$ 67,097	\$ 90,972							\$ 427,492	\$ 1,035,822	64%	58%
	Expense	\$ 119,867	\$ 110,137	\$ 165,872	\$ 115,217	\$ 106,919	\$ 118,407							\$ 736,420	\$ 1,614,594		
	R % of Budget	10%	5%	4%	6%	6%	9%							41%			
	E % of Budget	7%	7%	10%	7%	7%	7%							46%			
2021/2022	Revenue	\$ 85,977	\$ 68,619	\$ 50,324	\$ 65,836	\$ 77,795	\$ 131,067	\$ 105,661	\$ 124,919	\$ 121,878	\$ 120,728	\$ 126,508	\$ 97,131	\$ 1,176,443	\$ 964,250	66%	81%
	Expense	\$ 119,124	\$ 113,228	\$ 147,522	\$ 112,478	\$ 114,433	\$ 112,594	\$ 120,260	\$ 105,252	\$ 138,907	\$ 147,215	\$ 108,644	\$ 107,724	\$ 1,447,381	\$ 1,464,471		
	R % of Budget	9%	7%	5%	7%	8%	14%	11%	13%	13%	13%	13%	10%	122%			
	E % of Budget	8%	8%	10%	8%	8%	8%	8%	7%	9%	10%	7%	7%	99%			
2020/2021	Revenue	\$ 82,062	\$ 32,162	\$ 31,675	\$ 57,540	\$ 74,310	\$ 121,772	\$ 147,203	\$ 126,851	\$ 103,614	\$ 94,902	\$ 94,096	\$ 116,739	\$ 1,082,926	\$ 600,100	48%	85%
	Expense	\$ 107,770	\$ 85,737	\$ 120,514	\$ 86,477	\$ 90,232	\$ 86,713	\$ 90,623	\$ 110,299	\$ 115,442	\$ 148,225	\$ 105,950	\$ 132,262	\$ 1,280,244	\$ 1,247,444		
	R % of Budget	14%	5%	5%	10%	12%	20%	25%	21%	17%	16%	16%	19%	180%			
	E % of Budget	9%	7%	10%	7%	7%	7%	7%	9%	9%	12%	8%	11%	103%			
2019/2020	Revenue	\$ 68,519	\$ 10,711	\$ 28,030	\$ 27,279	\$ 30,899	\$ 44,207	\$ 37,884	\$ 79,248	\$ 94,770	\$ 110,552	\$ 83,020	\$ 87,619	\$ 702,738	\$ 462,850	48%	70%
	Expense	\$ 81,050	\$ 66,281	\$ 67,615	\$ 101,379	\$ 74,040	\$ 73,969	\$ 76,804	\$ 76,476	\$ 78,731	\$ 111,085	\$ 85,161	\$ 104,829	\$ 997,420	\$ 964,336		
	R % of Budget	15%	2%	6%	6%	7%	10%	8%	17%	20%	24%	18%	19%	152%			
	E % of Budget	8%	7%	7%	11%	8%	8%	8%	8%	8%	12%	9%	11%	103%			



DATE	WS FOR COMM. DISCUSSION	WS W PUBLIC COMMENT	PC HEARING
9.6.22			
9.20.22	Property Rights Recreation		
10.4.22	Community Design Special Areas or Sites School Facilities and Transportation	Property Rights Recreation	
10.18.22	School Facilities and Transportation Transportation	Community Design Special Areas or Sites	
11.1.22	School Facilities & Transportation Transportation	Hazardous Areas Community Design Special Areas or Sites	Property Rights Recreation
11.15.22	Agriculture	School Facilities & Transportation Transportation	Community Design
12.6.22	Public Airports Population	Agriculture	Hazardous Areas Special Areas or Sites
1.17.23	Economic Development	Public Airports Population Agriculture	School Facilities & Transportation Transportation
2.7.23	Economic Development Housing	Agriculture	
2.21.23	Housing	Economic Development Agriculture	Public Airports Population
3.7.23	Housing	Economic Development Public Airport Facilities	
3.21.23	Housing		Public Airport Facilities
4.4.23	Housing		Agriculture
4.18.23			Economic Development

Component	PC Hearing	BOCC Adoption Date
Property Rights	1-Nov-22	7-Dec-22
Population	21-Feb-23	12-Apr-23
School Facilities and Transportation	17-Jan-23	
Economic Development	18-Apr-23	24-May-23
Land Use		
Natural Resources		
Hazardous Areas	6-Dec-22	22-Feb-23
Public Services, Facilities, and Utilities	21-Mar-23	
Transportation	17-Jan-23	
Recreation	1-Nov-22	7-Dec-22
Special Areas or Sites	6-Dec-22	22-Feb-23
Housing		
Community Design	15-Nov-22	22-Feb-23
Agriculture	4-Apr-23	24-May-23
National Interest Electric Transmission Corridors	N/A	N/A
Public Airport Facilities	21-Mar-23	12-Apr-23
Implementation	20-Sep-22	21-Dec-22