



Agenda

Bonner County Commissioners

Bonner County Board of Commissioners

Meeting with Planning Department & Prosecutor's Office

May 9, 2023, 2:30 p.m.

County Administration Building
Third Floor, Board Meeting Room

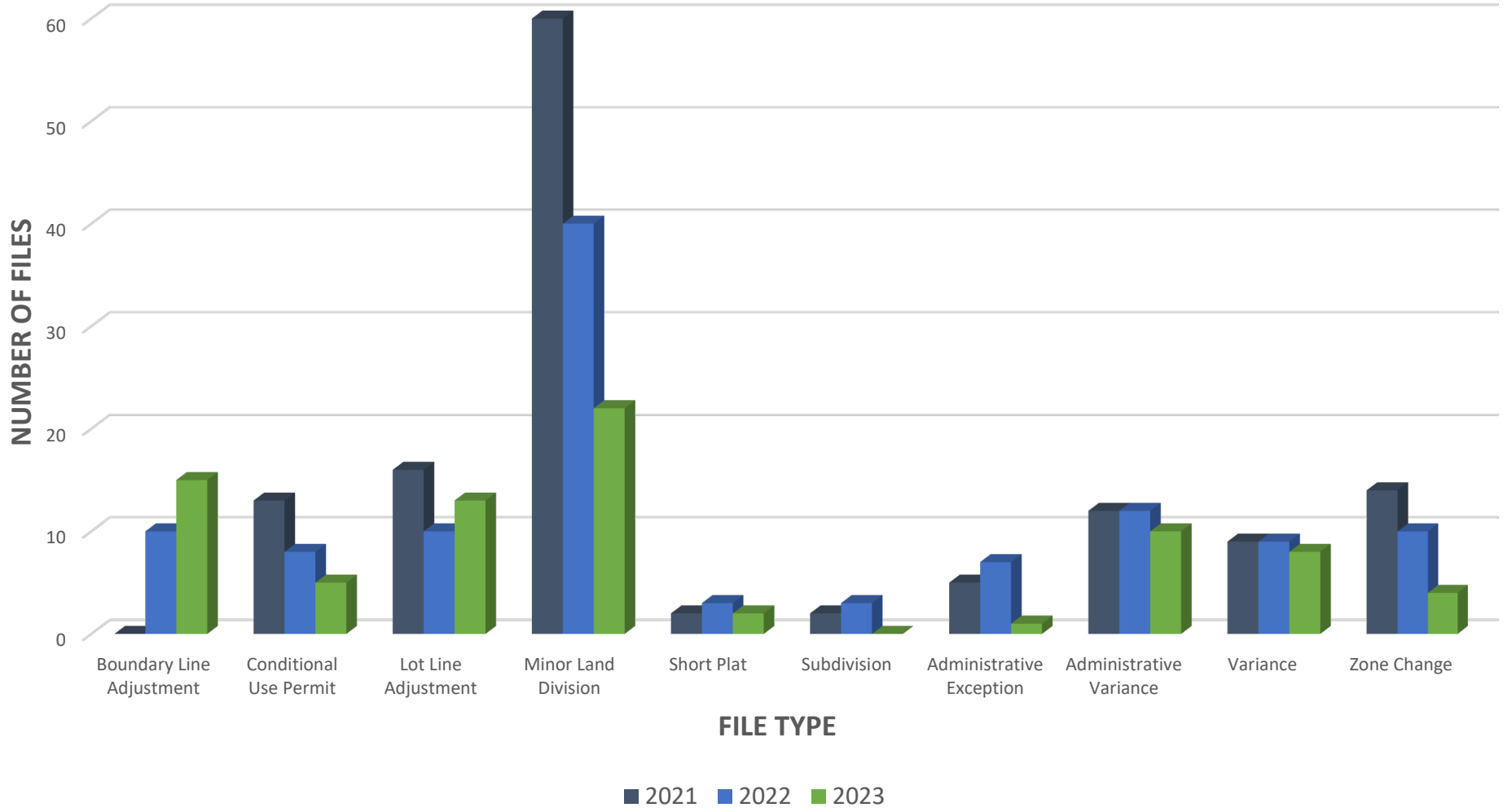
Open Session:

1. Update on Planning Department Activities
 - a. Department updates
 1. Zoning Stats, Staffing, etc.
 2. Operations – EnerGov
 3. Revenue and Expenses YTD
 - b. Code/Ordinance updates
 1. Title 12
 - c. Comprehensive Plan
 1. Update on Planning Commission progress and timeline
 - d. Enforcement
 1. Compliance Update

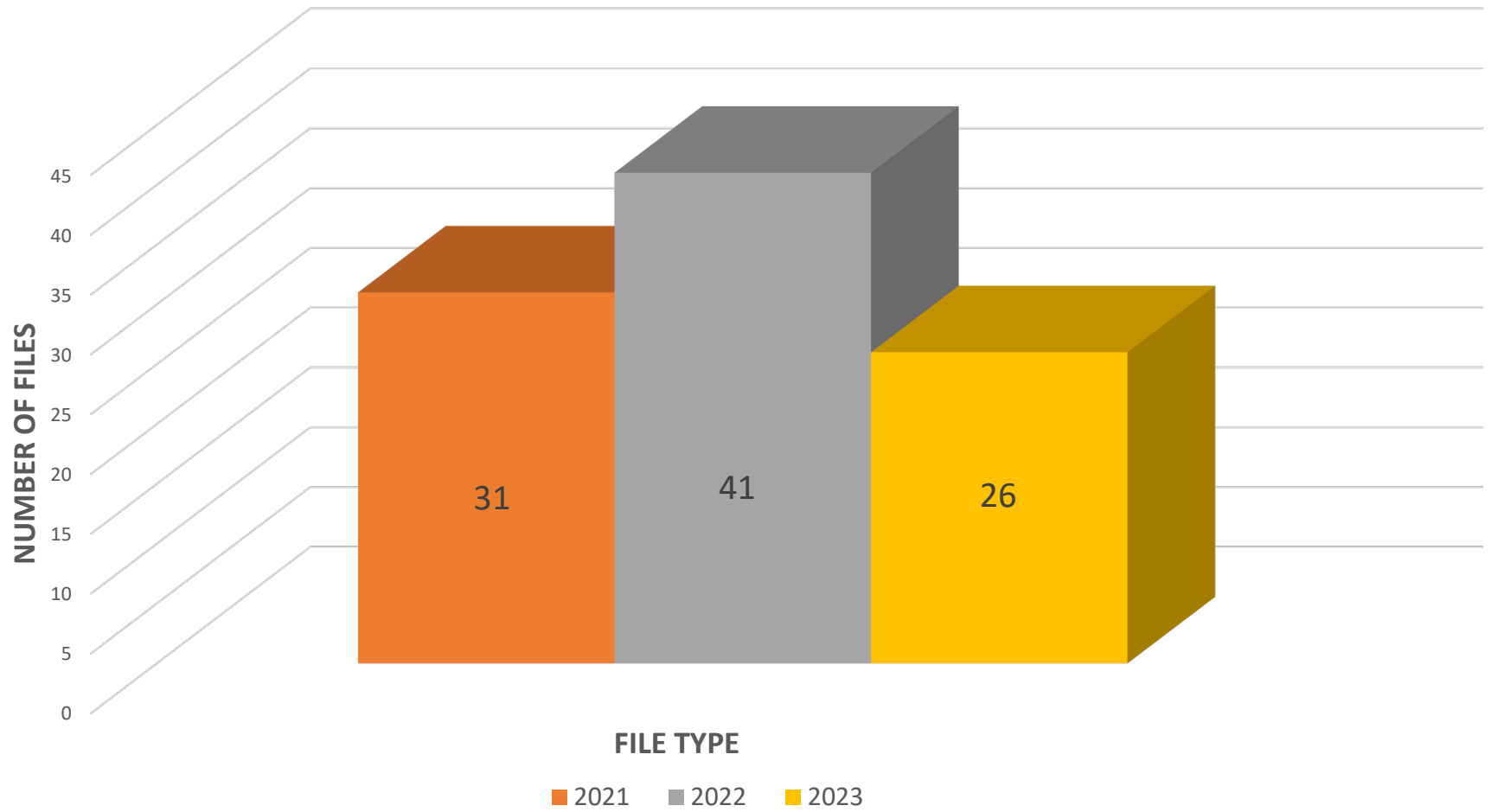
Executive Session:

1. Pending Litigation
Action Item: Discussion/Decision Placing/Lifting of Notice to Title

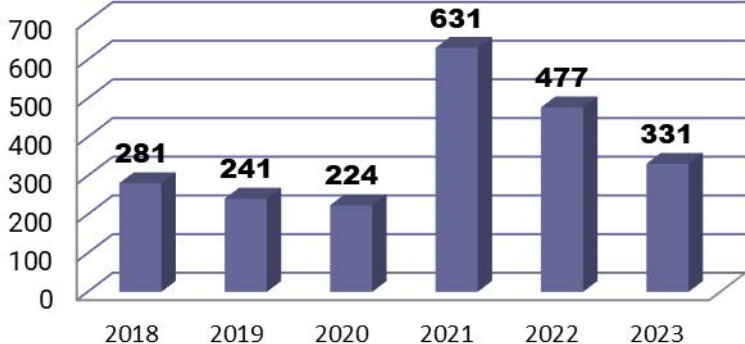
APRIL - YTD



Vacation Rental Permits - YTD

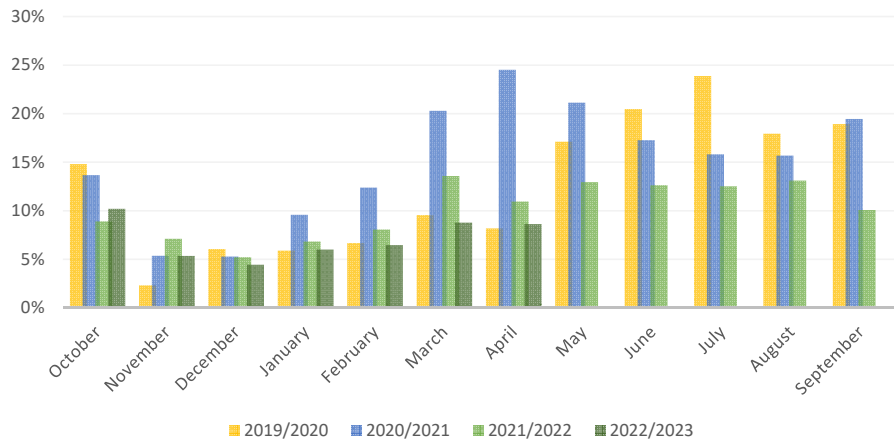


Building Location Permit



		1	2	3	4	5	6	7	8	9	10	11	12	Total	Budget	Budget	Actual
		October	November	December	January	February	March	April	May	June	July	August	September			Re/Ex	Re/Ex
2022/2023	Revenue	\$ 105,692	\$ 55,423	\$ 46,004	\$ 62,304	\$ 67,097	\$ 90,972	\$ 89,324						\$ 516,816	\$ 1,035,822	64%	61%
	Expense	\$ 119,867	\$ 110,137	\$ 165,872	\$ 115,217	\$ 106,919	\$ 118,407	\$ 114,510						\$ 850,929	\$ 1,614,594		
	R % of Budget	10%	5%	4%	6%	6%	9%	9%						50%			
	E % of Budget	7%	7%	10%	7%	7%	7%	7%						53%			
2021/2022	Revenue	\$ 85,977	\$ 68,619	\$ 50,324	\$ 65,836	\$ 77,795	\$ 131,067	\$ 105,661	\$ 124,919	\$ 121,878	\$ 120,728	\$ 126,508	\$ 97,131	\$ 1,176,443	\$ 964,250	66%	81%
	Expense	\$ 119,124	\$ 113,228	\$ 147,522	\$ 112,478	\$ 114,433	\$ 112,594	\$ 120,260	\$ 105,252	\$ 138,907	\$ 147,215	\$ 108,644	\$ 107,724	\$ 1,447,381	\$ 1,464,471		
	R % of Budget	9%	7%	5%	7%	8%	14%	11%	13%	13%	13%	13%	10%	122%			
	E % of Budget	8%	8%	10%	8%	8%	8%	8%	7%	9%	10%	7%	7%	99%			
2020/2021	Revenue	\$ 82,062	\$ 32,162	\$ 31,675	\$ 57,540	\$ 74,310	\$ 121,772	\$ 147,203	\$ 126,851	\$ 103,614	\$ 94,902	\$ 94,096	\$ 116,739	\$ 1,082,926	\$ 600,100	48%	85%
	Expense	\$ 107,770	\$ 85,737	\$ 120,514	\$ 86,477	\$ 90,232	\$ 86,713	\$ 90,623	\$ 110,299	\$ 115,442	\$ 148,225	\$ 105,950	\$ 132,262	\$ 1,280,244	\$ 1,247,444		
	R % of Budget	14%	5%	5%	10%	12%	20%	25%	21%	17%	16%	16%	19%	180%			
	E % of Budget	9%	7%	10%	7%	7%	7%	7%	9%	9%	12%	8%	11%	103%			
2019/2020	Revenue	\$ 68,519	\$ 10,711	\$ 28,030	\$ 27,279	\$ 30,899	\$ 44,207	\$ 37,884	\$ 79,248	\$ 94,770	\$ 110,552	\$ 83,020	\$ 87,619	\$ 702,738	\$ 462,850	48%	70%
	Expense	\$ 81,050	\$ 66,281	\$ 67,615	\$ 101,379	\$ 74,040	\$ 73,969	\$ 76,804	\$ 76,476	\$ 78,731	\$ 111,085	\$ 85,161	\$ 104,829	\$ 997,420	\$ 964,336		
	R % of Budget	15%	2%	6%	6%	7%	10%	8%	17%	20%	24%	18%	19%	152%			
	E % of Budget	8%	7%	7%	11%	8%	8%	8%	8%	8%	12%	9%	11%	103%			

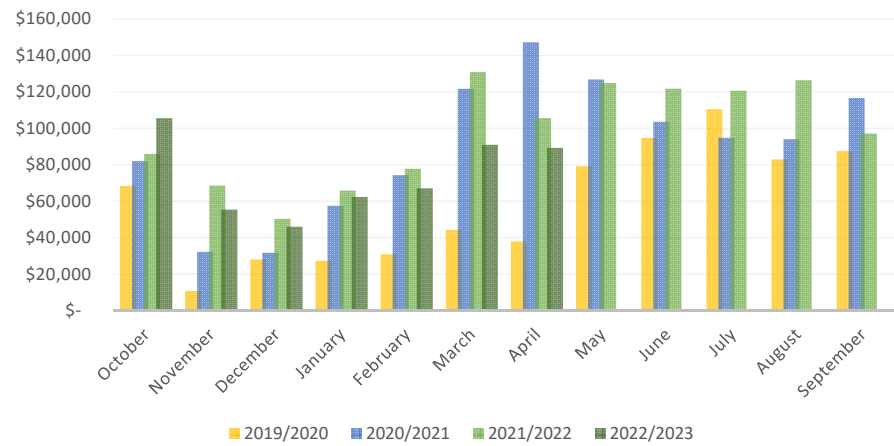
Revenue/Budget By Year



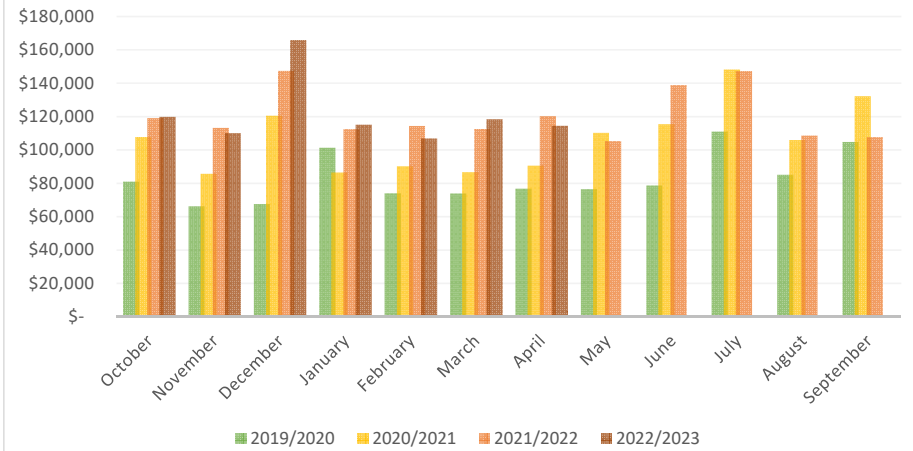
Expense/Budget By Year



\$ Revenue By Year



\$ Expense By Year



DATE	WS FOR COMM. DISCUSSION	WS W PUBLIC COMMENT	PC HEARING
9.6.22			
9.20.22	Property Rights Recreation		
10.4.22	Community Design Special Areas or Sites School Facilities and Transportation	Property Rights Recreation	
10.18.22	School Facilities and Transportation Transportation	Community Design Special Areas or Sites	
11.1.22	School Facilities & Transportation Transportation	Hazardous Areas Community Design Special Areas or Sites	Property Rights Recreation
11.15.22	Agriculture	School Facilities & Transportation Transportation	Community Design
12.6.22	Public Airports Population	Agriculture	Hazardous Areas Special Areas or Sites
1.17.23	Economic Development	Public Airports Population Agriculture	School Facilities & Transportation Transportation
2.7.23	Economic Development Housing	Agriculture	
2.21.23	Housing	Economic Development Agriculture	Public Airports Population
3.7.23	Housing	Economic Development Public Airport Facilities	
3.21.23	Housing		Public Airport Facilities
4.4.23	Housing		Agriculture
4.18.23		Housing	Economic Development
5.2.23	Natural Resources - Chapters 1-3 Meeting with IDFG Meeting with IDL (Potential)		
5.16.23	Natural Resources - Chapters 4-6		Housing

Component	PC Hearing	BOCC Adoption Date
Property Rights	November 1, 2022	December 7, 2022
Population	February 21, 2023	April 12, 2023
School Facilities and Transportation	January 17, 2023	March 22, 2023
Economic Development	April 18, 2023	May 24, 2023
Land Use		
Natural Resources		
Hazardous Areas	December 6, 2022	February 22, 2023
Public Services, Facilities, and Utilities	March 21, 2023	
Transportation	January 17, 2023	March 22, 2023
Recreation	November 1, 2022	December 7, 2022
Special Areas or Sites	December 6, 2022	February 22, 2023
Housing	May 16, 2023	
Community Design	November 15, 2022	February 22, 2023
Agriculture	April 4, 2023	May 24, 2023
National Interest Electric Transmission Corridors	N/A	N/A
Public Airport Facilities	March 21, 2023	April 12, 2023
Implementation	September 20, 2022	December 21, 2022