



Agenda

Bonner County Commissioners

Bonner County Board of Commissioners

Meeting with Planning Department & Prosecutor's Office

January 4, 2024, 1:30 p.m.
County Administration Building
Third Floor, Board Meeting Room

Open Session:

1. Updates on Planning Department Activities
 - a. Department updates
 1. Staffing
 2. Title 11 Stats
 3. Title 12 Stats
 - b. Financial Update
 1. Revenue and Expenses YTD
 - c. Code/Ordinance updates
 1. Title 12
 - d. Comprehensive Plan
 1. Progress on comp plan components update
 2. Timeline
 - e. Monthly planning related meetings
 - f. Enforcement
 1. Title 12 Compliance
 2. Title 11 Compliance

Executive Session:

1. Pending Litigation
Action Item: Discussion/Decision - Placing/Lifting of Notice to Title

JAKE GABELL
Planning Director

TRAVIS HALLER
Assistant Director

Support & Admin

Planners

Compliance / Permits

JEANNIE WELTER
Systems Technician

JENNA CRONE
Hearing Coordinator

JANNA BERARD
Admin Assist III

JASON JOHNSON
Planner II

TYSON LEWIS
Planner II

ALEX FEYEN
Planner I

ROB WINNINGHAM
Planner I

KATIE HANSEN
Compliance/Permit
Manager

BILL COX
Permit Examiner

KYLE SNIDER
Planning Tech

TERESA LEAVERTON
Planning Tech

VACANT
Planning Tech

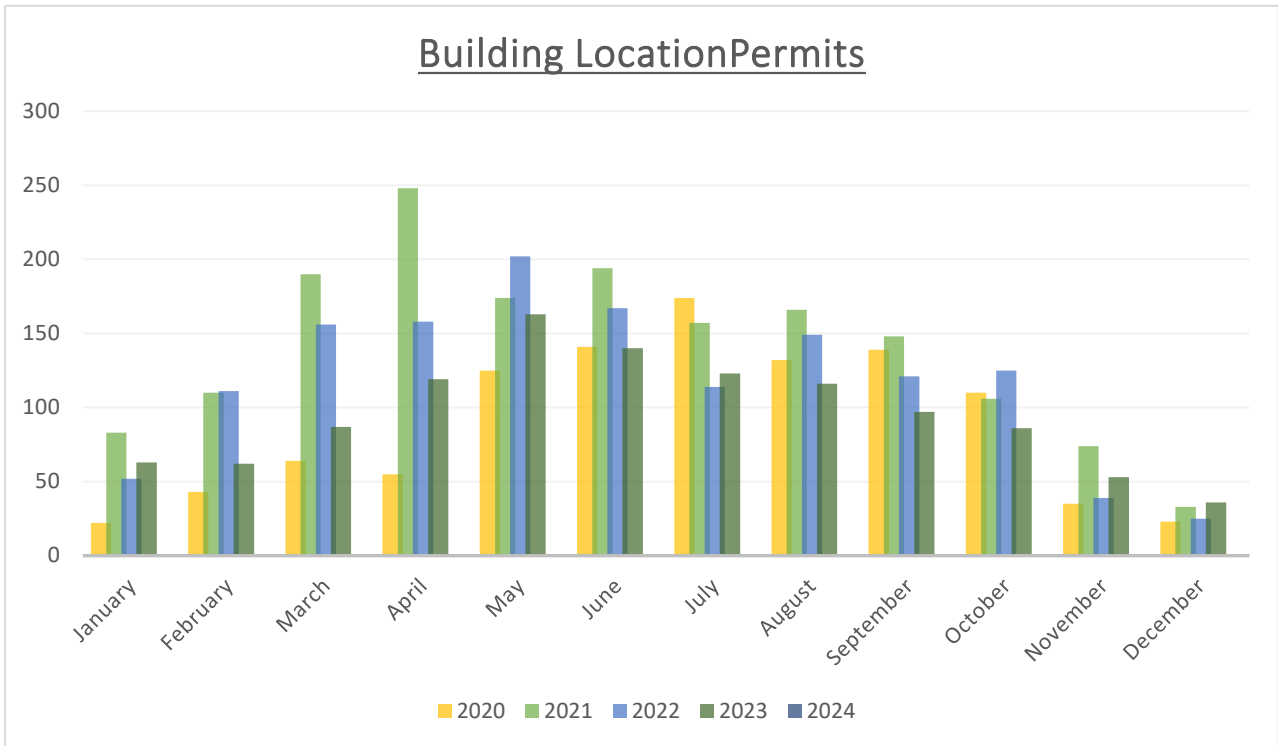
BRIAN EVANS
Investigator

DAVID FISHER
Investigator

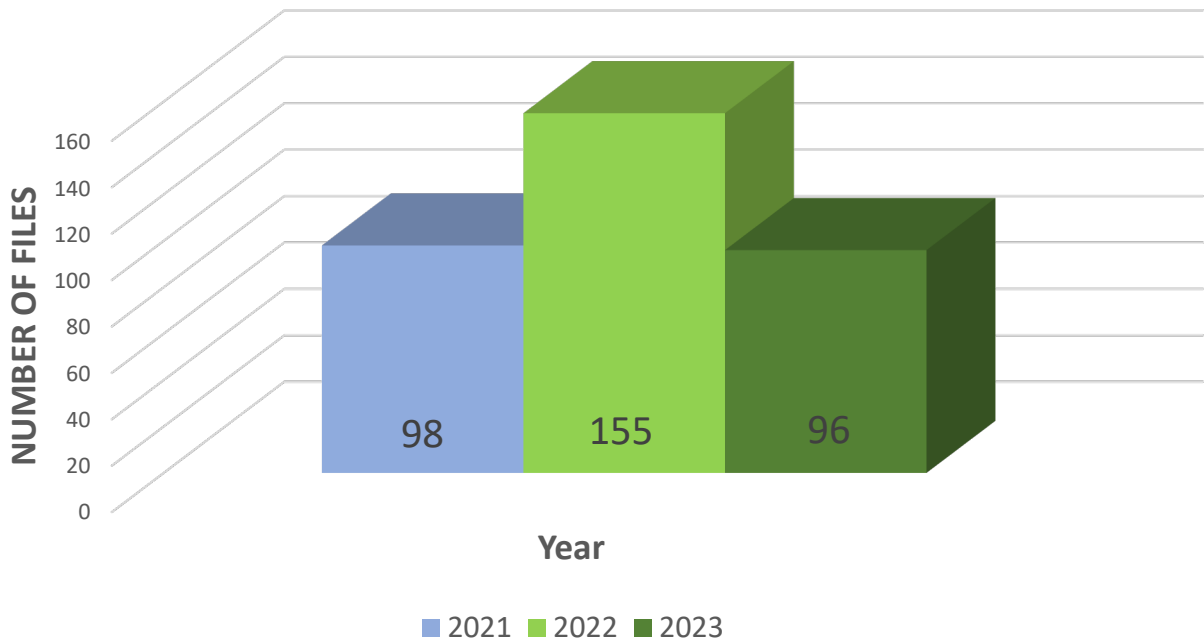
TIM HANNA
Investigator

Building Locaion Permit Report by Month

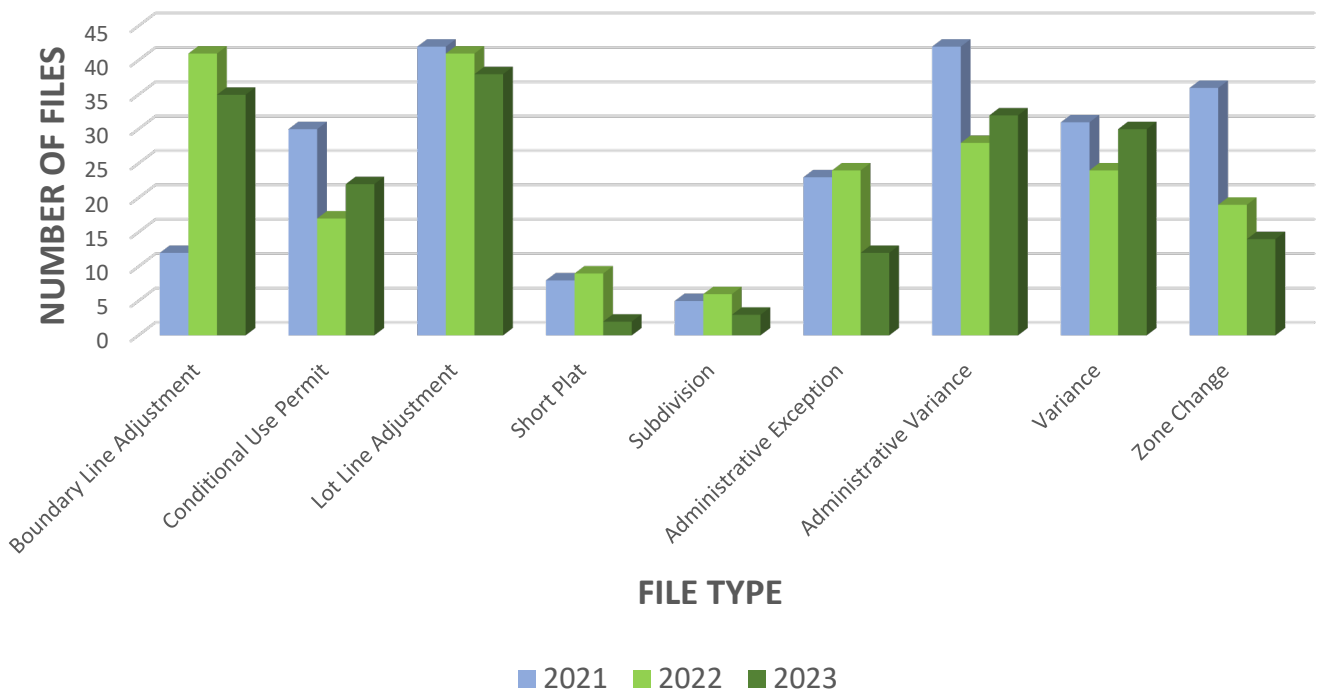
2020		2021		2022		2023		2024	
Month	BLP's	Month	BLP's	Month	BLP's	Month	BLP's	Month	BLP's
January	22	January	83	January	52	January	63	January	
February	43	February	110	February	111	February	62	February	
March	64	March	190	March	156	March	87	March	
April	55	April	248	April	158	April	119	April	
May	125	May	174	May	202	May	163	May	
June	141	June	194	June	167	June	140	June	
July	174	July	157	July	114	July	123	July	
August	132	August	166	August	149	August	116	August	
September	139	September	148	September	121	September	97	September	
October	110	October	106	October	125	October	86	October	
November	35	November	74	November	39	November	53	November	
December	23	December	33	December	25	December	36	December	
Total	1063	Total	1683	Total	1419	Total	1145	YTD Total	0



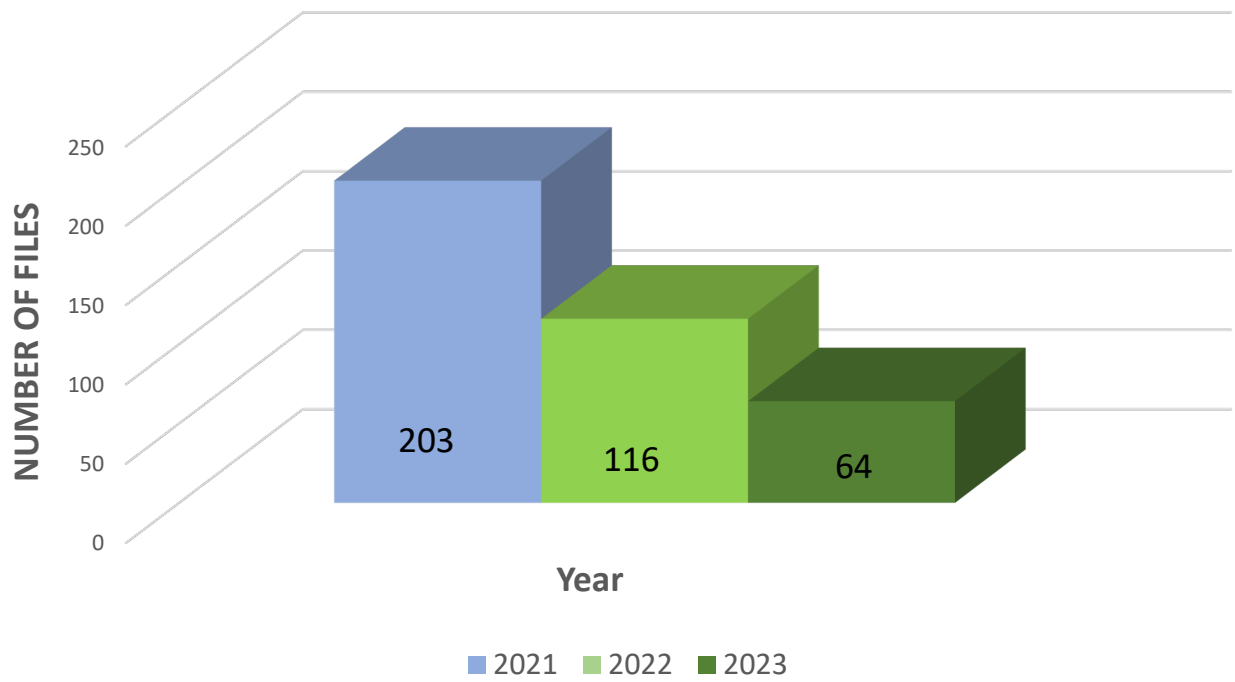
Vacation Rental Permits - Yearly Totals



Year (Jan-Dec) End Totals

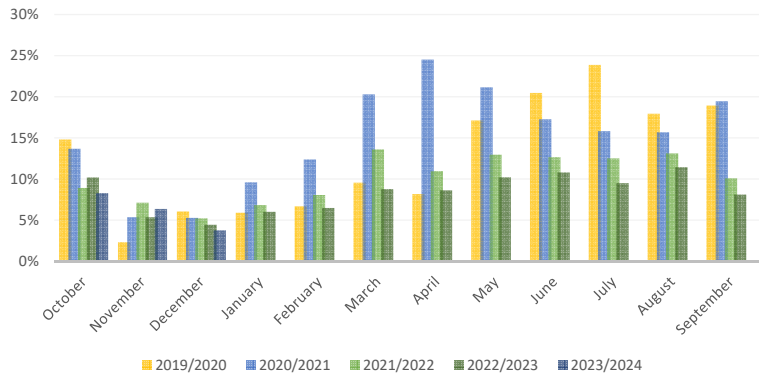


Minor Land Division - Yearly Totals

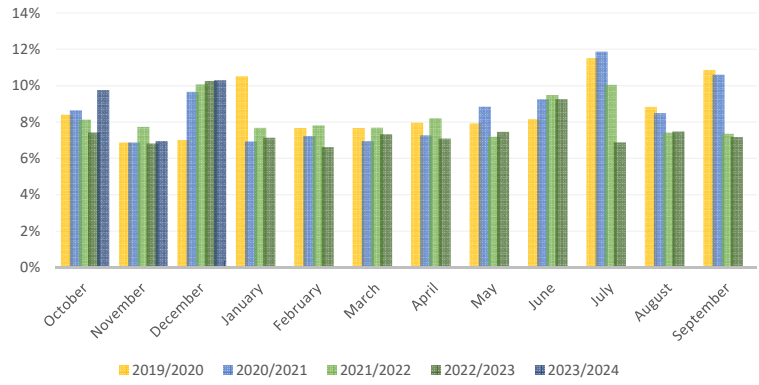


		1	2	3	4	5	6	7	8	9	10	11	12	Total	Budget	Budget	Actual
		October	November	December	January	February	March	April	May	June	July	August	September			Re/Ex	Re/Ex
2023/2024	Revenue	\$ 85,881	\$ 65,958	\$ 38,971										\$ 190,810	\$1,035,822	65%	45%
	Expense	\$ 154,691	\$ 110,356	\$ 163,324										\$ 428,371	\$1,584,923		
	R % of Budget	8%	6%	4%	0%	0%	0%	0%	0%	0%	0%	0%	0%	18%			
	E % of Budget	10%	7%	10%	0%	0%	0%	0%	0%	0%	0%	0%	0%	27%			
2022/2023	Revenue	\$ 105,692	\$ 55,423	\$ 46,004	\$ 62,304	\$ 67,097	\$ 90,972	\$ 89,324	\$ 105,816	\$ 111,939	\$ 98,481	\$ 118,510	\$ 84,112	\$ 1,035,674	\$1,035,822	64%	71%
	Expense	\$ 119,867	\$ 110,137	\$ 165,872	\$ 115,217	\$ 106,919	\$ 118,407	\$ 114,510	\$ 120,463	\$ 149,508	\$ 111,165	\$ 120,838	\$ 115,838	\$ 1,468,741	\$1,614,594		
	R % of Budget	10%	5%	4%	6%	6%	9%	9%	10%	11%	10%	11%	8%	100%			
	E % of Budget	7%	7%	10%	7%	7%	7%	7%	7%	9%	7%	7%	7%	91%			
2021/2022	Revenue	\$ 85,977	\$ 68,619	\$ 50,324	\$ 65,836	\$ 77,795	\$ 131,067	\$ 105,661	\$ 124,919	\$ 121,878	\$ 120,728	\$ 126,508	\$ 97,131	\$ 1,176,443	\$ 964,250	66%	81%
	Expense	\$ 119,124	\$ 113,228	\$ 147,522	\$ 112,478	\$ 114,433	\$ 112,594	\$ 120,260	\$ 105,252	\$ 138,907	\$ 147,215	\$ 108,644	\$ 107,724	\$ 1,447,381	\$1,464,471		
	R % of Budget	9%	7%	5%	7%	8%	14%	11%	13%	13%	13%	13%	10%	122%			
	E % of Budget	8%	8%	10%	8%	8%	8%	8%	7%	9%	10%	7%	7%	99%			
2020/2021	Revenue	\$ 82,062	\$ 32,162	\$ 31,675	\$ 57,540	\$ 74,310	\$ 121,772	\$ 147,203	\$ 126,851	\$ 103,614	\$ 94,902	\$ 94,096	\$ 116,739	\$ 1,082,926	\$ 600,100	48%	85%
	Expense	\$ 107,770	\$ 85,737	\$ 120,514	\$ 86,477	\$ 90,232	\$ 86,713	\$ 90,623	\$ 110,299	\$ 115,442	\$ 148,225	\$ 105,950	\$ 132,262	\$ 1,280,244	\$1,247,444		
	R % of Budget	14%	5%	5%	10%	12%	20%	25%	21%	17%	16%	16%	19%	180%			
	E % of Budget	9%	7%	10%	7%	7%	7%	7%	9%	9%	12%	8%	11%	103%			
2019/2020	Revenue	\$ 68,519	\$ 10,711	\$ 28,030	\$ 27,279	\$ 30,899	\$ 44,207	\$ 37,884	\$ 79,248	\$ 94,770	\$ 110,552	\$ 83,020	\$ 87,619	\$ 702,738	\$ 462,850	48%	70%
	Expense	\$ 81,050	\$ 66,281	\$ 67,615	\$ 101,379	\$ 74,040	\$ 73,969	\$ 76,804	\$ 76,476	\$ 78,731	\$ 111,085	\$ 85,161	\$ 104,829	\$ 997,420	\$ 964,336		
	R % of Budget	15%	2%	6%	6%	7%	10%	8%	17%	20%	24%	18%	19%	152%			
	E % of Budget	8%	7%	7%	11%	8%	8%	8%	8%	8%	12%	9%	11%	103%			

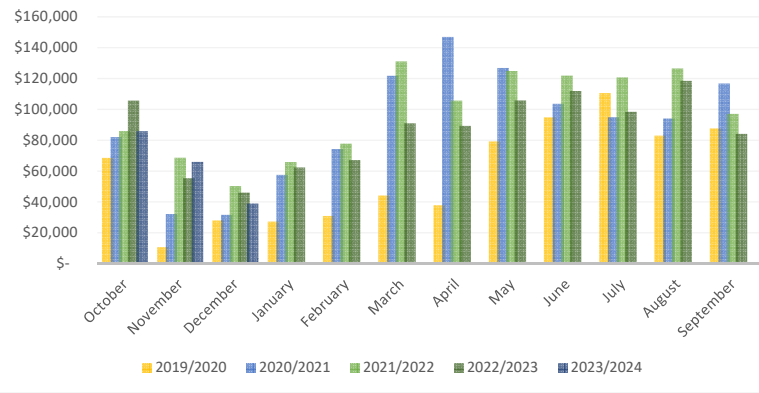
Revenue/Budget By Year



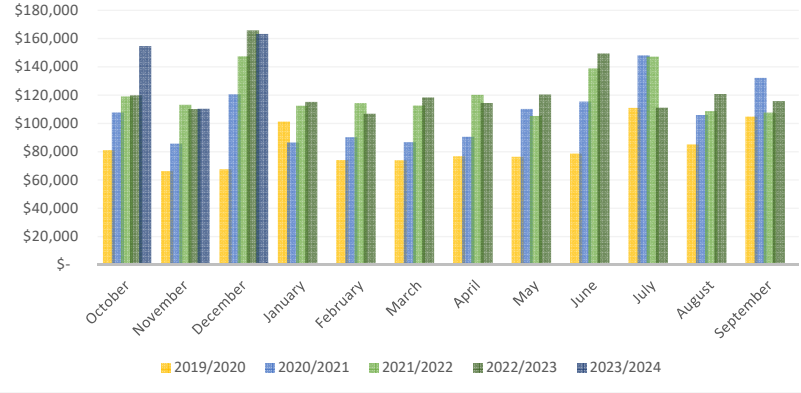
Expense/Budget By Year



\$ Revenue By Year

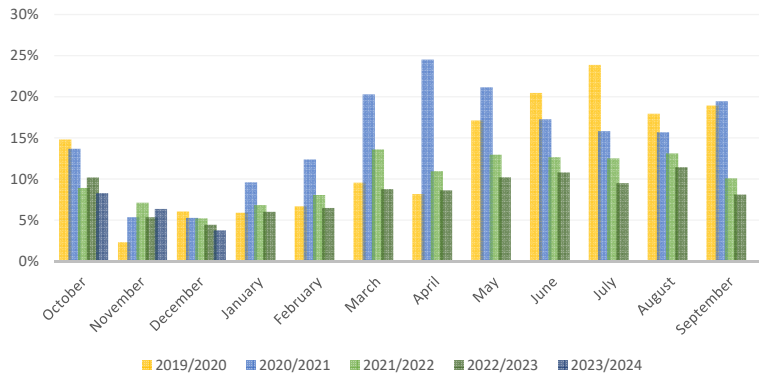


\$ Expense By Year

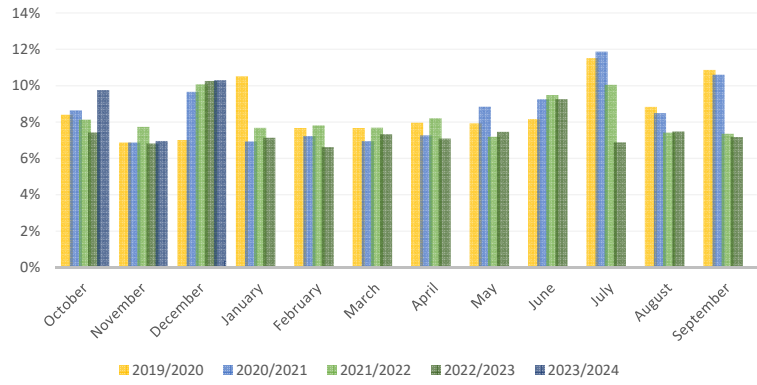


		1	2	3	4	5	6	7	8	9	10	11	12	Total	Budget	Budget	Actual
		October	November	December	January	February	March	April	May	June	July	August	September			Re/Ex	Re/Ex
2023/2024	Revenue	\$ 85,881	\$ 65,958	\$ 38,971										\$ 190,810	\$1,035,822	65%	45%
	Expense	\$ 154,691	\$ 110,356	\$ 163,324										\$ 428,371	\$1,584,923		
	R % of Budget	8%	6%	4%	0%	0%	0%	0%	0%	0%	0%	0%	0%	18%			
	E % of Budget	10%	7%	10%	0%	0%	0%	0%	0%	0%	0%	0%	0%	27%			
2022/2023	Revenue	\$ 105,692	\$ 55,423	\$ 46,004	\$ 62,304	\$ 67,097	\$ 90,972	\$ 89,324	\$ 105,816	\$ 111,939	\$ 98,481	\$ 118,510	\$ 84,112	\$ 1,035,674	\$1,035,822	64%	71%
	Expense	\$ 119,867	\$ 110,137	\$ 165,872	\$ 115,217	\$ 106,919	\$ 118,407	\$ 114,510	\$ 120,463	\$ 149,508	\$ 111,165	\$ 120,838	\$ 115,838	\$ 1,468,741	\$1,614,594		
	R % of Budget	10%	5%	4%	6%	6%	9%	9%	10%	11%	10%	11%	8%	100%			
	E % of Budget	7%	7%	10%	7%	7%	7%	7%	7%	9%	7%	7%	7%	91%			
2021/2022	Revenue	\$ 85,977	\$ 68,619	\$ 50,324	\$ 65,836	\$ 77,795	\$ 131,067	\$ 105,661	\$ 124,919	\$ 121,878	\$ 120,728	\$ 126,508	\$ 97,131	\$ 1,176,443	\$ 964,250	66%	81%
	Expense	\$ 119,124	\$ 113,228	\$ 147,522	\$ 112,478	\$ 114,433	\$ 112,594	\$ 120,260	\$ 105,252	\$ 138,907	\$ 147,215	\$ 108,644	\$ 107,724	\$ 1,447,381	\$1,464,471		
	R % of Budget	9%	7%	5%	7%	8%	14%	11%	13%	13%	13%	13%	10%	122%			
	E % of Budget	8%	8%	10%	8%	8%	8%	8%	7%	9%	10%	7%	7%	99%			
2020/2021	Revenue	\$ 82,062	\$ 32,162	\$ 31,675	\$ 57,540	\$ 74,310	\$ 121,772	\$ 147,203	\$ 126,851	\$ 103,614	\$ 94,902	\$ 94,096	\$ 116,739	\$ 1,082,926	\$ 600,100	48%	85%
	Expense	\$ 107,770	\$ 85,737	\$ 120,514	\$ 86,477	\$ 90,232	\$ 86,713	\$ 90,623	\$ 110,299	\$ 115,442	\$ 148,225	\$ 105,950	\$ 132,262	\$ 1,280,244	\$1,247,444		
	R % of Budget	14%	5%	5%	10%	12%	20%	25%	21%	17%	16%	16%	19%	180%			
	E % of Budget	9%	7%	10%	7%	7%	7%	7%	9%	9%	12%	8%	11%	103%			
2019/2020	Revenue	\$ 68,519	\$ 10,711	\$ 28,030	\$ 27,279	\$ 30,899	\$ 44,207	\$ 37,884	\$ 79,248	\$ 94,770	\$ 110,552	\$ 83,020	\$ 87,619	\$ 702,738	\$ 462,850	48%	70%
	Expense	\$ 81,050	\$ 66,281	\$ 67,615	\$ 101,379	\$ 74,040	\$ 73,969	\$ 76,804	\$ 76,476	\$ 78,731	\$ 111,085	\$ 85,161	\$ 104,829	\$ 997,420	\$ 964,336		
	R % of Budget	15%	2%	6%	6%	7%	10%	8%	17%	20%	24%	18%	19%	152%			
	E % of Budget	8%	7%	7%	11%	8%	8%	8%	8%	8%	12%	9%	11%	103%			

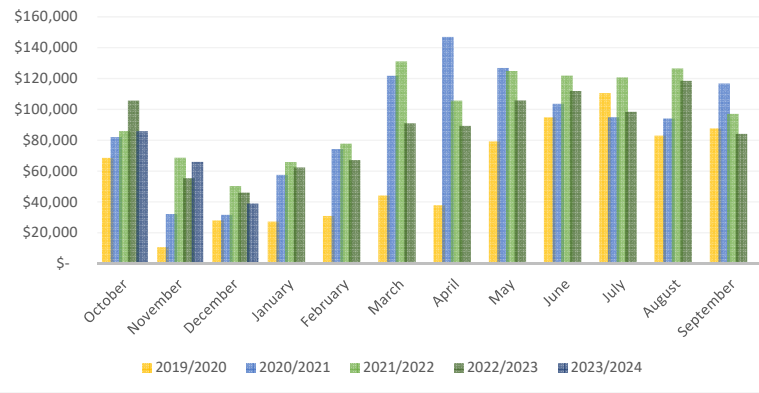
Revenue/Budget By Year



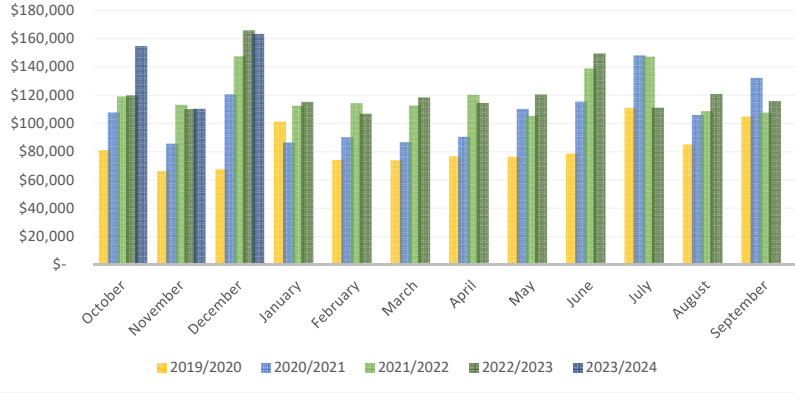
Expense/Budget By Year



\$ Revenue By Year



\$ Expense By Year



DATE	WS FOR COMM. DISCUSSION	WS W PUBLIC COMMENT	PC HEARING
11.1.22	School Facilities & Transportation Transportation	Hazardous Areas Community Design Special Areas or Sites	Property Rights Recreation
11.15.22	Agriculture	School Facilities & Transportation Transportation	Community Design
12.6.22	Public Airports Population	Agriculture	Hazardous Areas Special Areas or Sites
1.17.23	Economic Development	Public Airports Population Agriculture	School Facilities & Transportation Transportation
2.7.23	Economic Development Housing	Agriculture	
2.21.23	Housing	Economic Development Agriculture	Public Airports Population
3.7.23	Housing	Economic Development Public Airport Facilities	
3.21.23	Housing		Public Airport Facilities
4.4.23	Housing		Agriculture
4.18.23		Housing	Economic Development
5.2.23	Natural Resources - Chapters 1-3 Natural Resources - Meeting with IDFG		
5.16.23	Natural Resources - Meeting with IDEQ Natural Resources - Meeting with IDL		
6.6.23	Natural Resources - Meeting with IDWR (No response till 05.31.2023) Natural Resources - Meeting with USDA/ NRCS/ ISWC		Housing
6.20.23	Natural Resources - Meeting with USACE (No response till 06.13.2023) Natural Resources - Meeting with USFWS (No response till 06.13.2023) Natural Resources - Discussions about Chapters 1, 4, 5 and 7		
7.18.23	Natural Resources - Meeting with IDWR Natural Resources - Discussions about Chapters 2, 3, 6, and 9		
8.1.23	Natural Resources		
8.15.23	Natural Resources Land Use		
9.5.23	Natural Resources Public Services, Facilities, and Utilities		
9.19.23	Natural Resources Public Services, Facilities, and Utilities		
10.3.23	Natural Resources Public Services, Facilities, and Utilities		
10.17.23	Natural Resources Land Use	Public Services, Facilities, and Utilities	
11.07.23	Land Use	Natural Resources Public Services, Facilities, and Utilities	
11.14.23	Land Use	Natural Resources Public Services, Facilities, and Utilities	
12.5.23	Land Use	Natural Resources	AM16-23 (VRP Code)
12.12.23	Natural Resources Land Use		Public Services, Facilities, and Utilities
1.16.24	Land Use		Natural Resources
2.6.24			

Component	PC Hearing	BOCC Adoption Date
Property Rights	November 1, 2022	December 7, 2022
Population	February 21, 2023	April 12, 2023
School Facilities and Transportation	January 17, 2023	March 22, 2023
Economic Development	April 18, 2023	May 24, 2023
Land Use		
Natural Resources	January 16, 2024	
Hazardous Areas	December 6, 2022	February 22, 2023
Public Services, Facilities, and Utilities	December 12, 2023	January 10, 2024
Transportation	January 17, 2023	March 22, 2023
Recreation	November 1, 2022	December 7, 2022
Special Areas or Sites	December 6, 2022	February 22, 2023
Housing	June 6, 2023	July 26, 2023
Community Design	November 15, 2022	February 22, 2023
Agriculture	April 4, 2023	May 24, 2023
National Interest Electric Transmission Corridors	N/A	N/A
Public Airport Facilities	March 21, 2023	April 12, 2023
Implementation	September 20, 2022	December 21, 2022



Bonner County Planning Department

"Protecting property rights and enhancing property value"

1500 Highway 2, Suite 208, Sandpoint, Idaho 83864

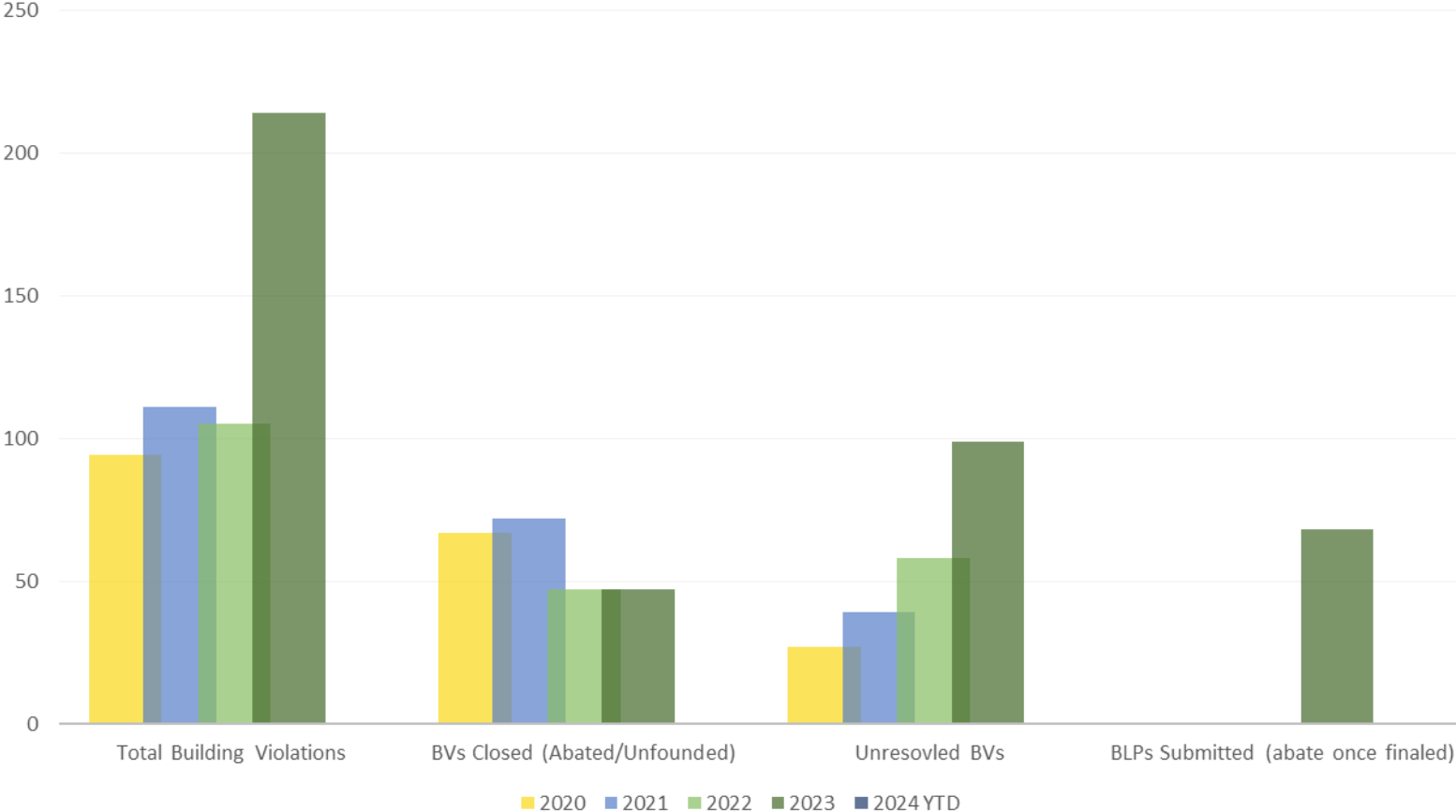
Phone (208) 265-1458 - Fax (866) 537-4935

Email: planning@bonnercountyid.gov - Web site: www.bonnercountyid.gov

List of Planning Related Meetings – January 2024

January 4	BOCC/Planning Update @1:30 pm
January 10	BOCC Hearing @1:30 pm
January 16	Planning Commission @4:30 pm
January 17	Hearing Examiner @1:30 pm
January 18	Zoning Commission @5:30 pm
January 24	BOCC Hearing @1:30 pm

Building Violations



Zoning Violations

