

Bonner County, ID
Treasurer Auditor Joint Report
From 10/01/2023 to 12/31/2023

Org	Object	Account Description	Beginning Balance	Receipts and Transfers	Disbursements and Transfers	Ending Balance	Outstanding Warrants	Available Cash Balance
Bonner County								
Fund: 000 POOLED CASH FUND								
000	1001	TREASURER DEPOSIT ACCOUNT	0.00	18,589,799.91	18,589,799.91	0.00	0.00	0.00
000	1002	TREASURER ACCT/WARRANT ACCT	15,278,848.37	19,825,627.62	29,601,114.92	5,503,361.07	0.00	5,503,361.07
000	1003	COLUMBIA BANK - SWEEP	140,000.00	0.00	0.00	140,000.00	0.00	140,000.00
000	1008	MOUNTAIN WEST BANK - PEG	10,000.00	0.00	0.00	10,000.00	0.00	10,000.00
000	1009	MOUNTAIN WEST BANK - SWEEP	5,251,099.16	36,100.01	80.00	5,287,119.17	0.00	5,287,119.17
000	1015	MULTI-BANK SECURITIES	247,000.00	0.00	0.00	247,000.00	0.00	247,000.00
000	1016	MULTI-BANK SECURITIES	245,000.00	0.00	0.00	245,000.00	0.00	245,000.00
000	1017	MULTI-BANK SECURITIES	200,000.00	0.00	0.00	200,000.00	0.00	200,000.00
000	1018	MULTI-BANK SECURITIES	415,000.00	398,300.00	415,000.00	398,300.00	0.00	398,300.00
000	1020	MULTI-BANK SECURITIES	230,000.00	0.00	0.00	230,000.00	0.00	230,000.00
000	1021	MULTI-BANK SECURITIES	500,000.00	0.00	0.00	500,000.00	0.00	500,000.00
000	1022	MULTI-BANK SECURITIES	243,839.00	0.00	0.00	243,839.00	0.00	243,839.00
000	1023	MULTI-BANK SECURITIES	275,000.00	0.00	0.00	275,000.00	0.00	275,000.00
000	1024	MULTI-BANK SECURITIES	400,000.00	0.00	0.00	400,000.00	0.00	400,000.00
000	1025	MULTI-BANK SECURITIES	506,496.85	0.00	0.00	506,496.85	0.00	506,496.85
000	1026	MULTI-BANK SECURITIES	1,000,000.00	0.00	0.00	1,000,000.00	0.00	1,000,000.00
000	1027	MULTI-BANK SECURITIES	998,409.81	0.00	0.00	998,409.81	0.00	998,409.81
000	1028	MULTI-BANK SECURITIES	495,728.48	0.00	0.00	495,728.48	0.00	495,728.48
000	1029	PROSECUTOR DRUG REST TRUST ACT	76,716.41	0.00	76,716.41	0.00	0.00	0.00
000	1040	TREASURER'S OFFICE-STATE POOL	13,028,869.39	234,254.23	59,471.13	13,203,652.49	0.00	13,203,652.49
000	1041	CRAIG WYDEN FUND - STATE POOL	26,471.37	355.12	0.00	26,826.49	0.00	26,826.49
000	1042	TAX SALE OVRAGE - STATE POOL	127.67	116.87	0.00	244.54	0.00	244.54
000	1050	ASSESSOR'S UPSTAIRS CASH DRWR	60.00	0.00	0.00	60.00	0.00	60.00
000	1051	ASSESSOR'S MV CASH DRWR	2,035.00	0.00	0.00	2,035.00	0.00	2,035.00
000	1053	CLERK'S PETTY CASH	900.00	0.00	0.00	900.00	0.00	900.00
000	1055	CLERK'S PETTY CASH	550.00	0.00	0.00	550.00	0.00	550.00
000	1057	CLERK'S RECORDER CASH DRWR	600.00	0.00	0.00	600.00	0.00	600.00

Bonner County, ID
Treasurer Auditor Joint Report
From 10/01/2023 to 12/31/2023

Org	Object	Account Description	Beginning Balance	Receipts and Transfers	Disbursements and Transfers	Ending Balance	Outstanding Warrants	Available Cash Balance
Bonner County								
Fund: 000 POOLED CASH FUND								
000	1058	DUFORT SOLID WASTE PETTY CASH	200.00	0.00	0.00	200.00	0.00	200.00
000	1059	PLANNING DEPT PETTY CASH	450.00	0.00	0.00	450.00	0.00	450.00
000	1060	ROAD & BRIDGE PETTY CASH	200.00	0.00	0.00	200.00	0.00	200.00
000	1061	SHERIFF'S CIVIL TAX DRAWER	150.00	0.00	0.00	150.00	0.00	150.00
000	1062	SHERIFF'S DRIVER LIC CASH DRWR	850.00	0.00	0.00	850.00	0.00	850.00
000	1063	SHERIFF'S FRONT DESK	50.00	0.00	0.00	50.00	0.00	50.00
000	1064	SHERIFF'S PETTY CASH	300.00	0.00	0.00	300.00	0.00	300.00
000	1066	PETTY CASH BLANCHARD	200.00	0.00	0.00	200.00	0.00	200.00
000	1067	PROSECUTOR'S PETTY CASH	200.00	0.00	0.00	200.00	0.00	200.00
000	1068	SW PETTY CASH CLARK FORK	100.00	0.00	0.00	100.00	0.00	100.00
000	1069	SOLID WASTE PETTY CASH COLBURN	500.00	0.00	0.00	500.00	0.00	500.00
000	1070	SW PETTY CASH DICKENSHEET	300.00	0.00	0.00	300.00	0.00	300.00
000	1071	SW PETTY CASH EAST RIVER	100.00	0.00	0.00	100.00	0.00	100.00
000	1072	SW PETTY CASH GARFIELD	100.00	0.00	0.00	100.00	0.00	100.00
000	1073	SW PETTY CASH IDAHO HILL	500.00	0.00	0.00	500.00	0.00	500.00
000	1074	PETTY CASH SOLID WASTE DEPT	100.00	0.00	0.00	100.00	0.00	100.00
000	1075	TREASURER'S OFFICE CASH DRWR	700.00	0.00	0.00	700.00	0.00	700.00
000	1076	TREASURER'S OFFICE PETTY CASH	400.00	0.00	0.00	400.00	0.00	400.00
000	1078	SW PETTY CASH CAREYWOOD	100.00	0.00	0.00	100.00	0.00	100.00
000	1079	GIS PETTY CASH	100.00	0.00	0.00	100.00	0.00	100.00
000	1080	TAX COLLECTOR	23,483.44	0.00	23,483.44	0.00	0.00	0.00
000	1081	TAX ANTICIPATION	360,626.90	0.00	360,626.90	0.00	0.00	0.00
000	1082	SUSPENSE	76,220.96	0.00	76,220.96	0.00	0.00	0.00
000	1083	CLERK/MAGISTRATE	67,768.20	0.00	67,768.20	0.00	0.00	0.00
000	1084	ASSESSOR	754,278.64	0.00	754,278.64	0.00	0.00	0.00
000	1085	CIVIL	31,328.56	0.00	31,328.56	0.00	0.00	0.00
000	1086	DETENTION	243,662.27	0.00	243,662.27	0.00	0.00	0.00

Bonner County, ID
Treasurer Auditor Joint Report
From 10/01/2023 to 12/31/2023

Org	Object	Account Description	Beginning Balance	Receipts and Transfers	Disbursements and Transfers	Ending Balance	Outstanding Warrants	Available Cash Balance
Bonner County								
Fund: 000 POOLED CASH FUND								
000	1087	FAIR CASH	156,210.34	0.00	156,210.34	0.00	0.00	0.00
000	1088	4-H CASH	7,124.55	0.00	7,124.55	0.00	0.00	0.00
000	1090	SW PETTY CASH MIDWAY	100.00	0.00	0.00	100.00	0.00	100.00
000	1091	SOLID WASTE	147.50	0.00	147.50	0.00	0.00	0.00
Total Fund 000:			41,299,302.87	39,084,553.76	50,463,033.73	29,920,822.90	0.00	29,920,822.90
Total Bonner County			41,299,302.87	39,084,553.76	50,463,033.73	29,920,822.90	0.00	29,920,822.90



Asic Williams




2-5-24-CLC
 2-9-24 w^r

Bonner County, ID
Treasurer Auditor Joint Report
From 10/01/2023 to 12/31/2023

Report Parameters

Report Type:	Bonner County
Org:	000
Object textbox:	1000:1999
Object:	All Objects
Beg Effective Date:	10/1/2023
End Effective Date:	12/31/2023
Hide Zero Lines:	Yes
Excel:	No



Asia Williams



Bonner County, ID
Treasurer Auditor Joint Report
From 10/01/2023 to 12/31/2023

Org	Object	Account Description	Beginning Balance	Receipts and Transfers	Disbursements and Transfers	Ending Balance	Outstanding Warrants	Available Cash Balance
Bonner County								
Fund: 000 POOLED CASH FUND								
000	2000	WARRANTS PAYABLE	-385,076.14	19,804,142.03	20,809,900.11	-1,390,834.22	-1,390,834.22	0.00
000	2400	DUE TO/FROM GENERAL FUND	-9,135,221.80	4,748,414.77	1,680,736.44	-6,067,543.47	0.00	-6,067,543.47
000	2401	DUE TO/FROM ROAD & BRIDGE	-3,921,113.71	3,771,169.49	2,125,309.29	-2,275,253.51	0.00	-2,275,253.51
000	2402	DUE TO/FROM AIRPORT FUND	-467,503.40	109,724.71	93,956.42	-451,735.11	0.00	-451,735.11
000	2403	DUE TO/FROM ELECTION FUND	-616,402.99	112,358.78	36,203.64	-540,247.85	0.00	-540,247.85
000	2404	DUE TO/FROM DRUG COURT FUND	-88,978.22	3,913.53	8,488.00	-93,552.69	0.00	-93,552.69
000	2405	DUE TO/FROM DISTRICT COURT FD	-842,132.30	661,033.64	274,553.72	-455,652.38	0.00	-455,652.38
000	2406	DUE TO/FROM FAIR	-235,376.34	80,995.15	20,278.25	-174,659.44	0.00	-174,659.44
000	2407	DUE TO/FROM 911 FUND	-1,575,536.95	769,765.04	574,780.24	-1,380,552.15	0.00	-1,380,552.15
000	2408	DUE TO/FROM COURT FACILITIES	-165,443.05	0.00	3,670.00	-169,113.05	0.00	-169,113.05
000	2409	DUE TO/FROM COURT INTERLOCK	-27,092.39	445.16	726.48	-27,373.71	0.00	-27,373.71
000	2410	DUE TO/FROM HEALTH DISTRICT	-55,074.29	126,654.68	22,494.59	49,085.80	0.00	49,085.80
000	2411	DUE TO/FROM HISTORICAL SOCIETY	-5,368.26	120.84	1,186.71	-6,434.13	0.00	-6,434.13
000	2412	DUE TO/FROM INDIGENT & CHARITY	-341,801.22	6,316.55	3,918.00	-339,402.67	0.00	-339,402.67
000	2413	DUE TO/FROM JUNIOR COLLEGE	-1,024,708.04	64,875.00	88,105.00	-1,047,938.04	0.00	-1,047,938.04
000	2414	DUE TO/FROM REVALUATION	-611,105.69	1,994,799.11	1,707,737.85	-324,044.43	0.00	-324,044.43
000	2415	DUE TO/FROM SOLID WASTE	-6,615,942.59	4,007,156.28	2,819,793.19	-5,428,579.50	0.00	-5,428,579.50
000	2416	DUE TO/FROM TORT	-478,780.49	541,543.20	338,709.26	-275,946.55	0.00	-275,946.55
000	2419	DUE TO/FROM WEEDS	-25,798.94	29,105.82	8,153.90	-4,847.02	0.00	-4,847.02
000	2420	DUE TO/FROM PARKS & RECREATION	-92,278.32	58,723.78	9,444.39	-42,998.93	0.00	-42,998.93
000	2421	DUE TO/FROM HIGHWAY SPECIAL ST	-545,458.28	0.00	62,500.00	-607,958.28	0.00	-607,958.28
000	2422	DUE TO/FROM JUSTICE FUND	-7,456,282.91	6,344,110.02	2,038,325.82	-3,150,498.71	0.00	-3,150,498.71
000	2423	DUE TO/FROM SHERIFF REVOLVING	-3,000.00	0.00	0.00	-3,000.00	0.00	-3,000.00
000	2424	DUE TO/FROM SNOWMOBILE	-98,666.97	2,498.64	100.00	-96,268.33	0.00	-96,268.33
000	2425	DUE TO/FROM WATERWAYS	-40,633.19	49,000.10	6,547.85	1,819.06	0.00	1,819.06
000	2426	DUE TO/FROM JAIL CONSTRUCTION	-240.96	0.00	0.00	-240.96	0.00	-240.96
000	2428	DUE TO/FROM GRANTS	-2,070,149.89	1,254,384.49	1,368,701.58	-2,184,466.98	0.00	-2,184,466.98

Bonner County, ID
Treasurer Auditor Joint Report
From 10/01/2023 to 12/31/2023

Org	Object	Account Description	Beginning Balance	Receipts and Transfers	Disbursements and Transfers	Ending Balance	Outstanding Warrants	Available Cash Balance
Bonner County								
Fund: 000 POOLED CASH FUND								
000	2435	DUE TO/FROM SW RESERVE ACCT	-663.52	0.00	0.00	-663.52	0.00	-663.52
000	2438	DUE TO/FROM JUDGMENTS	-0.04	0.00	0.00	-0.04	0.00	-0.04
000	2439	DUE TO/FROM DRAINAGE DISTRICT	-24,992.43	2,172.00	60.36	-22,880.79	0.00	-22,880.79
000	2440	DUE TO/FROM TRANSLATOR DISTRICT	-660.81	87.22	1,359.87	-1,933.46	0.00	-1,933.46
000	2442	DUE TO/FROM STATE REMITTANCE	-870.00	705.00	1,380.00	-1,545.00	0.00	-1,545.00
000	2443	DUE TO/FROM TRANSPORTATION DEP	19,663.50	639,543.09	651,225.59	7,981.00	0.00	7,981.00
000	2444	DUE TO/FROM PANHAND AREA COUNCIL	19.27	893.50	1,640.25	-727.48	0.00	-727.48
000	2445	DUE TO/FROM SANDPOINT	-8,108.87	97,659.32	126,756.11	-37,205.66	0.00	-37,205.66
000	2446	DUE TO/FROM PRIEST RIVER	-3,223.95	17,273.16	26,409.98	-12,360.77	0.00	-12,360.77
000	2447	DUE TO/FROM CLARK FORK	-96.69	1,175.63	2,159.95	-1,081.01	0.00	-1,081.01
000	2448	DUE TO/FROM EAST HOPE	-162.80	373.14	458.90	-248.56	0.00	-248.56
000	2449	DUE TO/FROM HOPE	-3.32	371.64	856.39	-488.07	0.00	-488.07
000	2450	DUE TO/FROM OLDTOWN	-88.91	3,391.65	3,403.98	-101.24	0.00	-101.24
000	2451	DUE TO/FROM KOOTENAI	-252.78	1,540.56	2,514.47	-1,226.69	0.00	-1,226.69
000	2452	DUE TO/FROM PONDERAY	-411.21	30,013.94	33,508.09	-3,905.36	0.00	-3,905.36
000	2453	DUE TO/FROM DOVER	-573.86	879.69	1,560.88	-1,255.05	0.00	-1,255.05
000	2454	DUE TO/FROM LAKELAND #272	296.00	0.00	0.00	296.00	0.00	296.00
000	2457	DUE TO/FROM W BONNER SCHOOL #8	4,684.00	0.00	0.00	4,684.00	0.00	4,684.00
000	2458	DUE TO/FROM LAKE P.O. SCH #84	-3,003.00	0.00	0.00	-3,003.00	0.00	-3,003.00
000	2459	DUE TO/FROM LAKELAND BOND	0.00	6.25	6.25	0.00	0.00	0.00
000	2460	DUE TO/FROM LAKELAND EMERGENCY	62,731.93	0.00	0.00	62,731.93	0.00	62,731.93
000	2461	DUE TO/FROM LAKELAND COSA	-102.78	0.00	0.00	-102.78	0.00	-102.78
000	2462	DUE TO/FROM LAKELAND SUPP	-201.40	32.97	789.33	-957.76	0.00	-957.76
000	2463	DUE TO/FROM LAKELAND OTHER	-296.00	0.69	9.60	-304.91	0.00	-304.91
000	2464	DUE TO/FROM LAKELAND PLANT	431.93	4.97	104.64	332.26	0.00	332.26
000	2465	DUE TO/FROM WEST BONNER SUPP	-17,085.17	36,505.40	35,859.64	-16,439.41	0.00	-16,439.41
000	2466	DUE TO/FROM WEST BONNER OTHER	-641.86	882.45	1,788.28	-1,547.69	0.00	-1,547.69

Bonner County, ID
Treasurer Auditor Joint Report
From 10/01/2023 to 12/31/2023

Org	Object	Account Description	Beginning Balance	Receipts and Transfers	Disbursements and Transfers	Ending Balance	Outstanding Warrants	Available Cash Balance
Bonner County								
Fund: 000 POOLED CASH FUND								
000	2467	DUE TO/FROM LAKE P.O. SUPP	-101,040.70	359,131.49	742,741.75	-484,650.96	0.00	-484,650.96
000	2468	DUE TO/FROM LAKE P.O. OTHER	-3,348.95	8,299.43	16,626.14	-11,675.66	0.00	-11,675.66
000	2470	DUE TO/FROM INDEPENDENT HWY DI	-1,899.51	44,668.53	49,154.18	-6,385.16	0.00	-6,385.16
000	2471	DUE TO/FROM P.O. HOSPITAL	1,732.98	37,298.78	43,468.14	-4,436.38	0.00	-4,436.38
000	2472	DUE TO/FROM AMBULANCE DISTRICT	-7,921.91	22,965.73	35,549.75	-20,505.93	0.00	-20,505.93
000	2473	DUE TO/FROM PR LAKE LIBRARY	-164.55	2,996.66	3,026.48	-194.37	0.00	-194.37
000	2474	DUE TO/FROM E BONNER LIBRARY	-5,763.11	70,857.51	83,524.13	-18,429.73	0.00	-18,429.73
000	2475	DUE TO/FROM LIBRARY BOND	-18.08	1,377.69	1,377.69	-18.08	0.00	-18.08
000	2476	DUE TO/FROM W BONNER LIBRARY	-616.08	9,130.86	13,665.11	-5,150.33	0.00	-5,150.33
000	2477	DUE TO/FROM W BONNER CEMETERY	-2,638.36	3,434.94	3,709.85	-2,913.27	0.00	-2,913.27
000	2478	DUE TO/FROM NORTHSIDE FIRE	6,330.15	29,616.65	27,265.82	8,680.98	0.00	8,680.98
000	2479	DUE TO/FROM TIMBERLAKE FIRE	0.00	804.12	1,247.85	-443.73	0.00	-443.73
000	2480	DUE TO/FROM WESTSIDE FIRE	-1,775.37	9,436.69	10,316.57	-2,655.25	0.00	-2,655.25
000	2481	DUE TO/FROM N OF THE NARROWS	-225.16	2,032.20	1,807.04	0.00	0.00	0.00
000	2483	DUE TO/FROM SAGLE FIRE	-3,089.68	26,769.32	37,238.60	-13,558.96	0.00	-13,558.96
000	2484	DUE TO/FROM WEST P.O. FIRE	-2,516.77	4,647.85	9,066.70	-6,935.62	0.00	-6,935.62
000	2485	DUE TO/FROM SPIRIT LAKE FIRE	-15,380.98	49,679.83	45,475.70	-11,176.85	0.00	-11,176.85
000	2486	DUE TO/FROM W PRIEST LAKE FIRE	-370.43	2,128.41	4,509.32	-2,751.34	0.00	-2,751.34
000	2487	DUE TO/FROM COOL/CAVANAUGH FIR	-61.20	2,412.13	2,622.78	-271.85	0.00	-271.85
000	2488	DUE TO/FROM SAM OWEN FIRE	-1,110.96	1,060.73	1,321.84	-1,372.07	0.00	-1,372.07
000	2489	DUE TO/FROM SCHWEITZER FIRE	-2,126.77	8,523.78	16,290.08	-9,893.07	0.00	-9,893.07
000	2490	DUE TO/FROM BAY DRIVE REC	-1.39	1.41	25.16	-25.14	0.00	-25.14
000	2491	DUE TO/FROM SELKIRK RECREATION	-1,394.03	5,143.04	12,866.76	-9,117.75	0.00	-9,117.75
000	2492	DUE TO/FROM WEST BONNER WATER	-95.35	2,352.70	2,413.27	-155.92	0.00	-155.92
000	2494	DUE TO/FROM BOTTLE BY WAT/SEW	-746.45	1,283.24	623.35	-86.56	0.00	-86.56
000	2495	DUE TO/FROM ELLISPORT SEWER	-626.45	22.10	22.10	-626.45	0.00	-626.45
000	2496	DUE TO/FROM KOOTENAI/PONDERAY	-5.14	84.75	1,391.12	-1,311.51	0.00	-1,311.51

Bonner County, ID
Treasurer Auditor Joint Report
From 10/01/2023 to 12/31/2023

Org	Object	Account Description	Beginning Balance	Receipts and Transfers	Disbursements and Transfers	Ending Balance	Outstanding Warrants	Available Cash Balance
Bonner County								
Fund: 000 POOLED CASH FUND								
000	2497	DUE TO/FROM GRANITE-REEDER WAT	-159.70	219.90	751.82	-691.62	0.00	-691.62
000	2499	DUE TO/FROM GARFIELD BAY WATER	-399.02	399.02	0.00	0.00	0.00	0.00
000	2500	DUE TO/FROM KALISPEL BAY WATER	15.50	0.00	0.00	15.50	0.00	15.50
000	2501	DUE TO/FROM LACLEDE WATER/SEW	0.00	1,115.22	1,357.36	-242.14	0.00	-242.14
000	2502	DUE TO/FROM AUDITORS TRUST	-2,185,023.36	2,338,773.71	384,967.27	-231,216.92	0.00	-231,216.92
000	2503	DUE TO/FROM COBRA TRUST	-507.30	0.00	0.00	-507.30	0.00	-507.30
000	2507	DUE TO/FROM COURT TRUST DIST C	-121,331.29	0.00	0.00	-121,331.29	0.00	-121,331.29
000	2508	DUE TO/FROM ISA	-380.00	720.00	520.00	-180.00	0.00	-180.00
000	2510	DUE TO/FROM NEW MAGISTRATE TR	-267,742.56	332,711.50	354,198.28	-289,229.34	0.00	-289,229.34
000	2511	DUE TO/FROM SAGLE VALLEY WATER	-1,347.75	1,347.75	0.00	0.00	0.00	0.00
000	2512	DUE TO/FROM COOLIN SEWER DISTR	-0.06	0.00	0.00	-0.06	0.00	-0.06
000	2513	DUE TO/FROM OUTLET BAY WATER	-314.07	314.07	0.00	0.00	0.00	0.00
000	2514	DUE TO/FROM SOUTHSIDE WATER	-10.69	28.76	2,781.02	-2,762.95	0.00	-2,762.95
000	2515	DUE TO/FROM FOREST PRACTICES	-245.79	245.79	0.00	0.00	0.00	0.00
000	2518	DUE TO/FROM FOREST ASSESSMENT	-2,741.37	2,741.37	0.00	0.00	0.00	0.00
000	2522	DUE TO/FROM EAST BONNER SNOW G	-52,379.04	1,945.05	0.00	-50,433.99	0.00	-50,433.99
000	2523	DUE TO/FROM TRESTLE CREEK SWR	0.00	10.21	10.21	0.00	0.00	0.00
000	2527	DUE TO/FROM WESTSIDE FIRE BOND	-2,207.20	250.15	206.38	-2,163.43	0.00	-2,163.43
000	2530	DUE TO/FROM SI MEDICAL INS	-1,397,363.53	949,870.31	1,411,943.72	-1,859,436.94	0.00	-1,859,436.94
000	2531	DUE TO/FROM DENTAL SI	-52,967.55	50,726.80	63,579.14	-65,819.89	0.00	-65,819.89
000	2532	DUE TO/FROM WESTIDE FIRE PERM	-46.32	2.48	0.00	-43.84	0.00	-43.84
000	2533	DUE TO/FROM EAST PRIEST LAKE F	-62,731.93	0.00	0.00	-62,731.93	0.00	-62,731.93
000	2534	DUE TO/FROM SYRINGA HEIGHTS WA	-431.93	0.00	0.00	-431.93	0.00	-431.93
000	2535	DUE TO/FROM COUNTY SPECIAL PRO	-107,333.56	0.00	30.00	-107,363.56	0.00	-107,363.56
Total Fund 000:			-41,299,302.87	49,762,345.74	38,383,865.77	-29,920,822.90	-1,390,834.22	-28,529,988.68
Total Bonner County			-41,299,302.87	49,762,345.74	38,383,865.77	-29,920,822.90	-1,390,834.22	-28,529,988.68


[Handwritten Signature]


[Handwritten Signature]

[Handwritten Signature] 2-5-24-ck
2-9-24 mt

**Bonner County, ID
Treasurer Auditor Joint Report
From 10/01/2023 to 12/31/2023**

Report Parameters	
Report Type:	Bonner County
Org:	000
Object textbox:	2000:6000
Object:	All Objects
Beg Effective Date:	10/1/2023
End Effective Date:	12/31/2023
Hide Zero Lines:	Yes
Excel:	No



Luke Williams


Steve Brooks